


Introduction to High School Admissions



Community Education Council
for District 3

We will talk about...

- High School Admissions Overview and Timeline
- The Specialized High Schools
- The High School Directory and Admissions Guide
- Exploring Schools and Programs
- Creating an Account Online
- Welcome Letters
- Next Steps for Summer and Fall

English Language Learners (ELL)

- Students who are English Language Learners may apply to any high school in New York City.
- All high schools must provide ELL services for students.
- There are three different ELL service delivery models offered in NYC public high schools.
- ELL students are eligible for supports and accommodations on admissions-related tests and auditions.



TIP

There are programs designed to serve students who are learning English. These programs admit students according to home language, years in the country, or English proficiency.

Students with Disabilities (SWD)

- Students with Individualized Education Programs (IEPs) may apply to any high school program in New York City; all high schools must provide services for students.
- On each school page, you can find each program's SWD seat availability last year, and each school's accessibility category.
- For High School Admissions, seats at each high school program are divided into two groups:

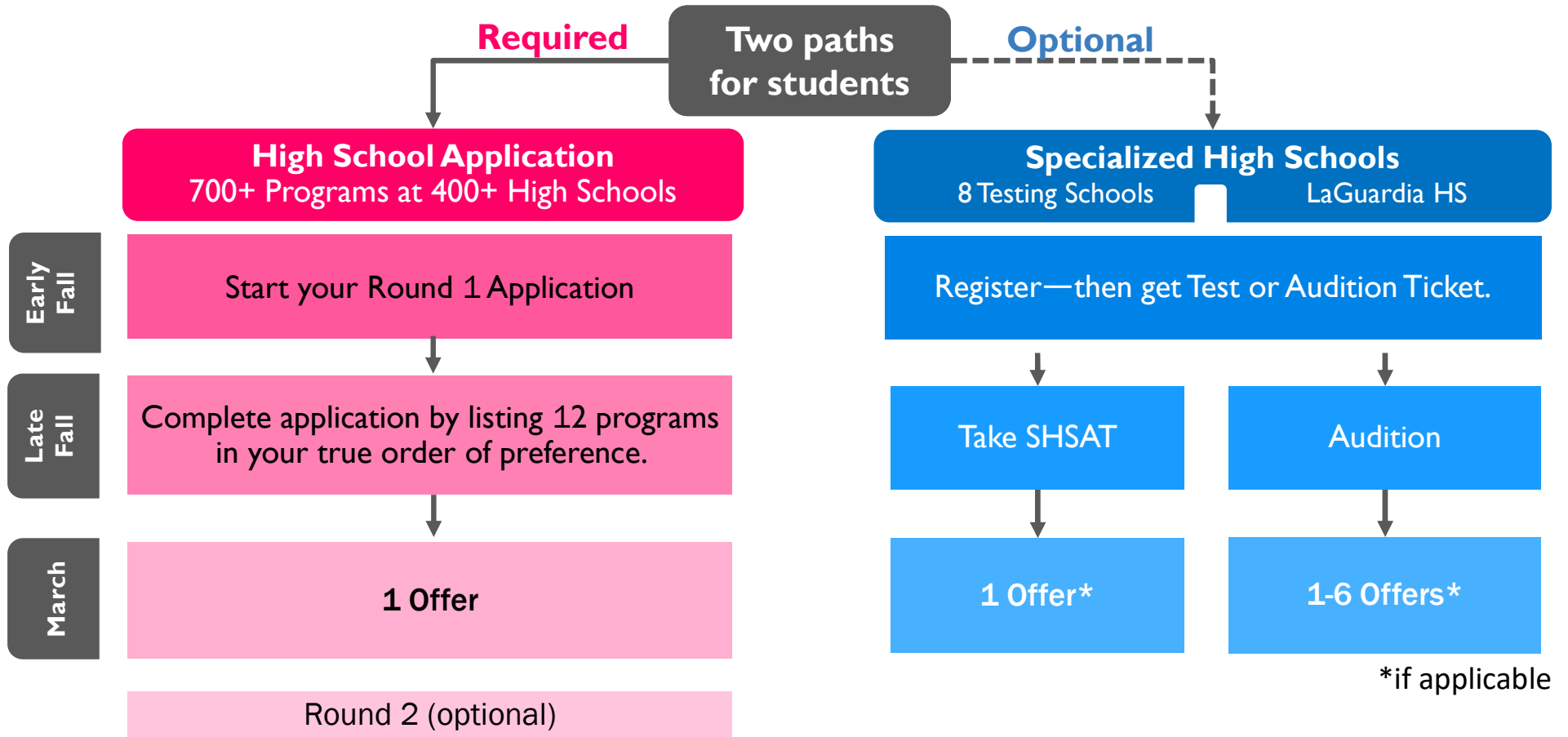
General Education (GE) seats

- For students who receive general education instructional programming
- For students who receive special education instructional programming for **20% or less** of their academic program as indicated on their current IEP.

Students with Disabilities (SWD) seats

- For students who receive special education instructional programming for **more than 20%** of their academic program as indicated on their current IEP.

How do I participate in High School Admissions?



What are the Specialized High Schools (SHS)?

There are eight testing SHS — apply by taking the Specialized High Schools Admissions Test (SHSAT).

- Bronx**
 - The Bronx High School of Science
 - High School of American Studies at Lehman College
- Brooklyn**
 - The Brooklyn Latin School
 - Brooklyn Technical High School
- Manhattan**
 - Stuyvesant High School
 - High School for Mathematics, Science and Engineering at the City College of NY
- Queens**
 - Queens High School for the Sciences at York College
- Staten Island**
 - Staten Island Technical High School

There is one audition SHS — apply to dance, instrumental music, fine arts, drama, technical theater, or vocal music by auditioning or submitting a portfolio.

- Manhattan**
 - Fiorello H. LaGuardia High School of Music & Art and Performing Arts (LaGuardia High School)

Prepare for the SHSAT

Review the Specialized High Schools Student Handbook

- Learn how to register for the SHSAT.
- Find exam dates and locations.
- Request testing accommodations for Students with Disabilities or English Language Learners.
- Take sample tests and check your work with the answer sheet.

Plan your time

- For general education students, the test is 180 minutes (3 hours) long and there are no breaks.
- For students with an extended time accommodation, the test is 360 minutes (6 hours) long with two 15 minute breaks.

Fill in all final answers in the answer sheet and not the test booklet.

Mark your school choices in order of preference on your answer sheet. These day-of-test preferences are **FINAL**.

Bring a snack or lunch and water to the exam.

Prepare for LaGuardia High School Auditions

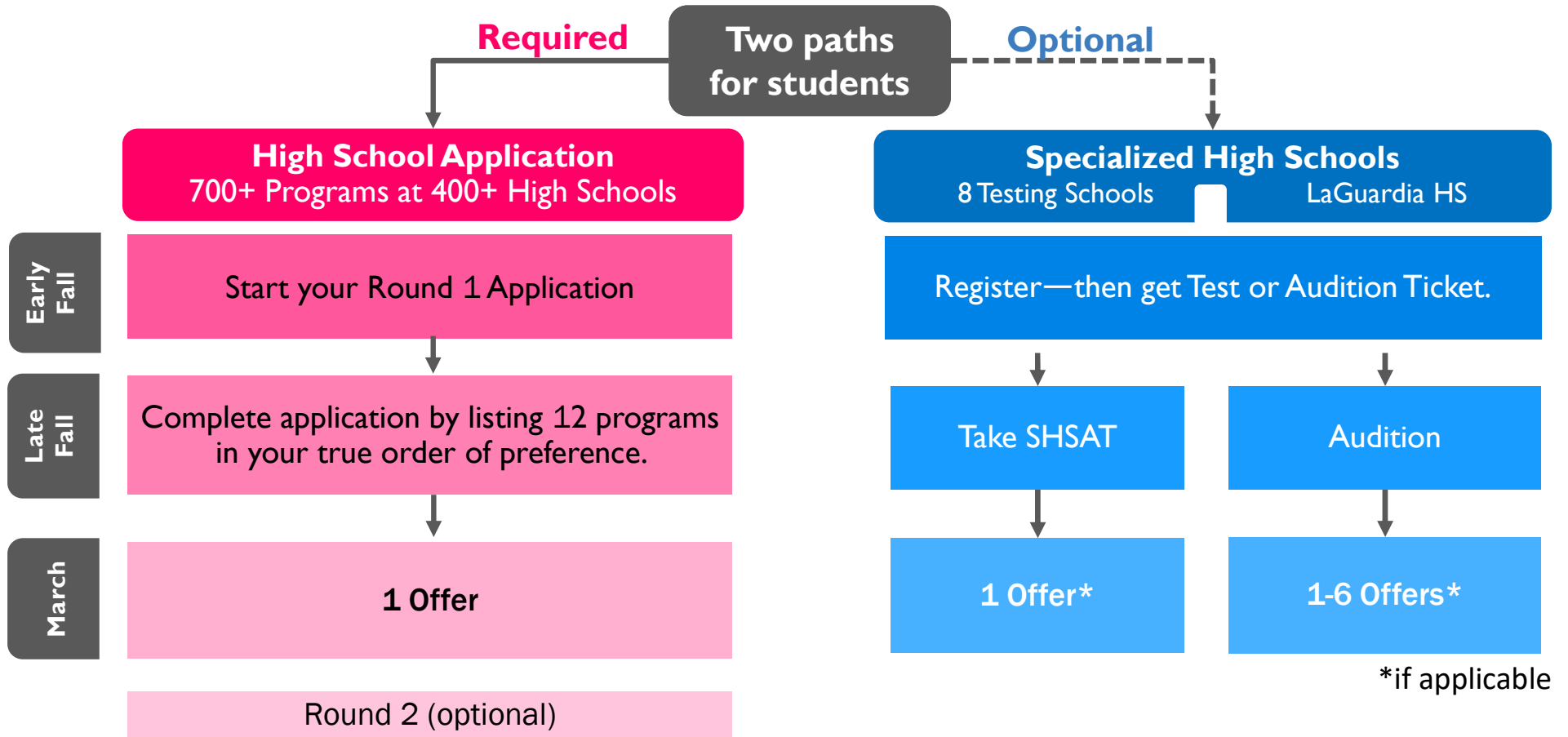
- Prepare and practice! Your portfolio or audition is different for each studio.
 - Review the Specialized High Schools Student Handbook: schools.nyc.gov/SHS.
 - Review LaGuardia High School's website: LaGuardiaHS.org.
- Review audition dates and times in the Specialized High Schools Student Handbook or the NYC High School Directory.
- Bring water and a snack to the audition—it can be a long day.
- **English Language Learners or Students with an IEP or 504 Plan:** Talk to your school counselor to make sure information about your child's accommodations is on their audition ticket.

What happens after I take the SHSAT or audition?

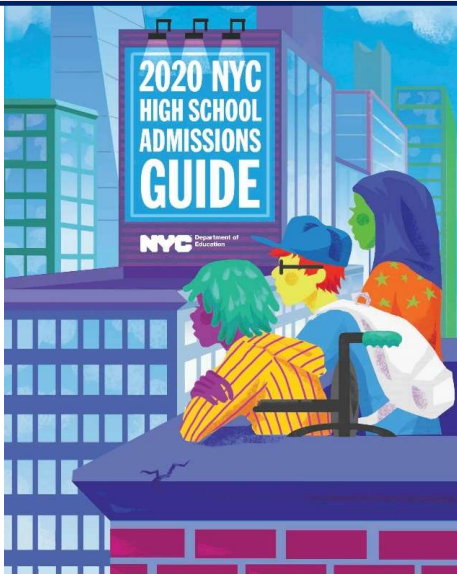
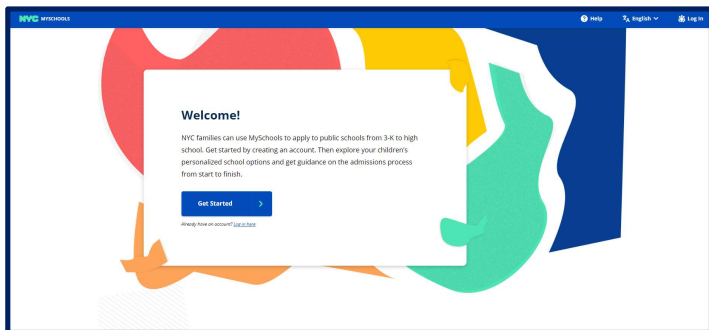
- Taking the SHSAT or auditioning for LaGuardia High School means you have applied to these Specialized High Schools.
- SHSAT answer sheets (not test booklets) are scored. Students' test scores are placed in order from the highest score to the lowest score. Offers are made based on:
 - Student's SHSAT score
 - Student's priority order of schools as listed on the answer sheet
 - Seat availability
- Testing Specialized High Schools DO NOT review students' state test scores, grades, or attendance.
- LaGuardia High School **does** review test scores and grades for admissions.

Watch our video to learn more: schools.nyc.gov/High

How do I participate in High School Admissions?



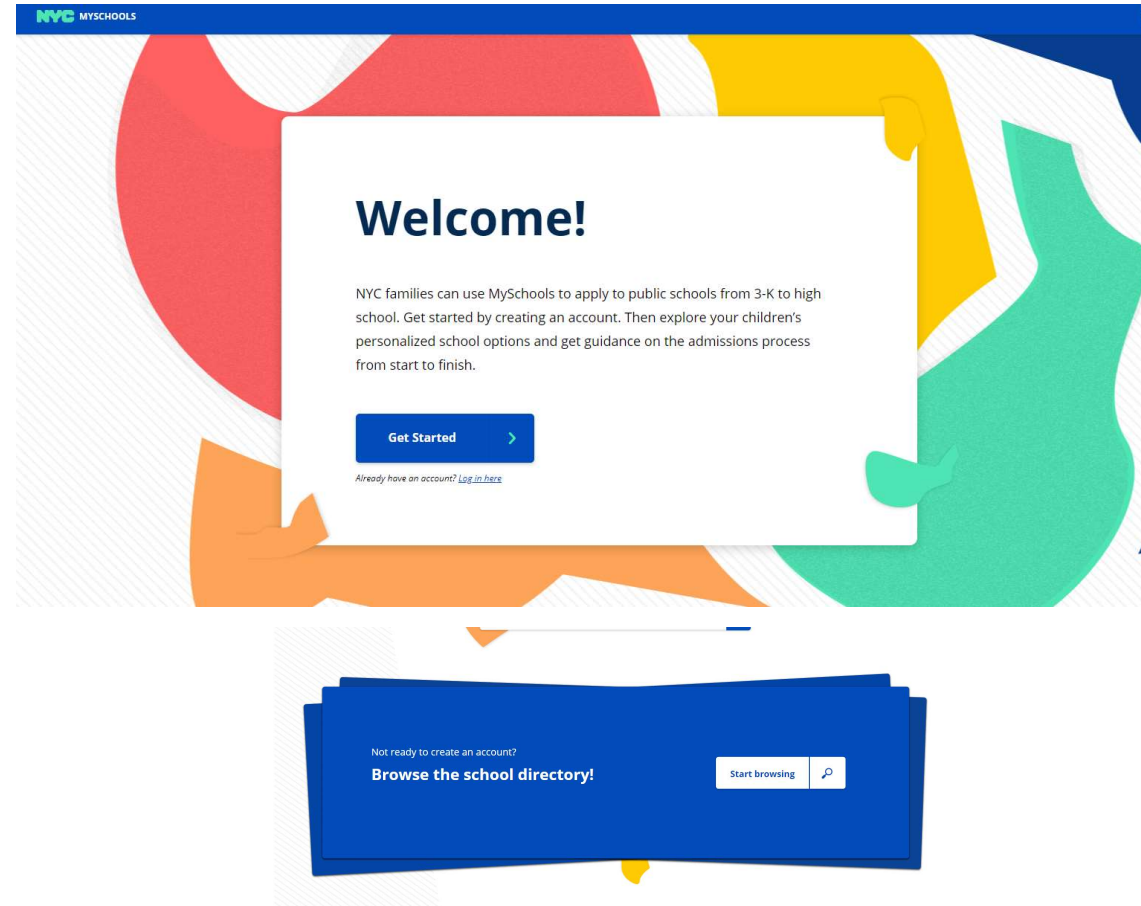
Round 1 Application – Explore Schools and Programs



- Learn about more than 700 programs at over 400 schools.
- Explore programs online in **MySchools (MySchools.nyc)**.
- Use the printed **2020 NYC High School Admissions Guide** for information about the application process and high school programs.
- Choose 20 – 30 programs that interest you.
- Narrow your list down to 12 program choices. Don't list the Specialized High Schools on your application.

Explore Schools and Programs in MySchools

- **MySchools** is the online high school directory and application
- Go to **myschools.nyc** and scroll all the way to the bottom
- Click on “Start Browsing”



Explore Schools and Programs in MySchools

- Use the search box to search for schools, or search for things you want in a school. Try searching for “debate.”
- You can enter your child’s address to narrow your search to schools near their home.

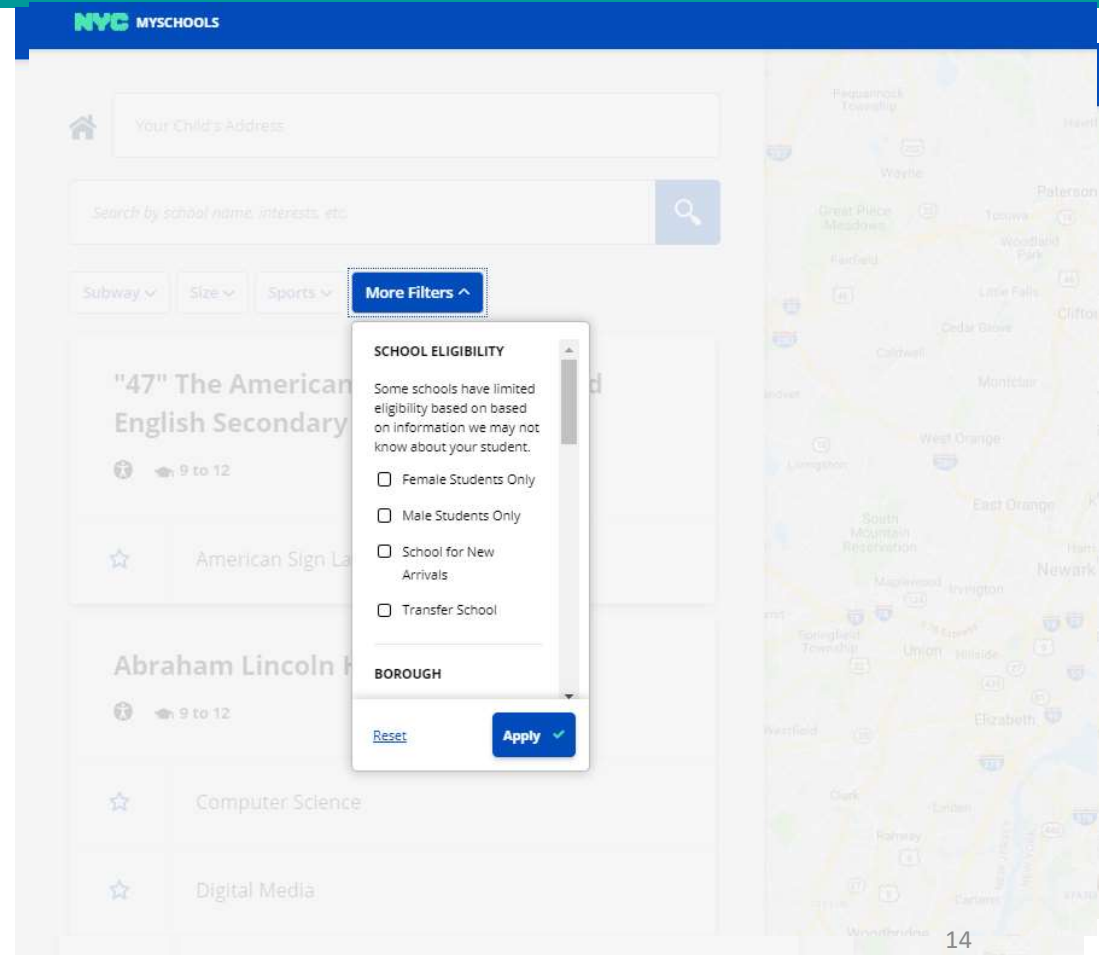
The screenshot displays the NYC MySchools website interface. On the left, there is a search box labeled "Your Child's Address" and a search button. Below the search box, there are filter buttons for "Subway", "Size", "Sports", and "More Filters". The main content area shows two school listings:

- "47" The American Sign Language and English Secondary School** (grades 9 to 12) with a star icon and the program "American Sign Language Studies Program".
- Abraham Lincoln High School** (grades 9 to 12) with a star icon and programs "Computer Science" and "Digital Media".

On the right side of the interface, there is a map of New York City with several blue location pins indicating school locations across various boroughs like Manhattan, Brooklyn, and Queens.

Narrow your search

- Click the **Subway** button to choose subway lines. This will show you only schools near the subway lines you chose.
- Click the **Size** button to choose your desired school size.
- Click **Sports** and choose the sports your child wants. This will show you only schools that offer those sports.
- Click on **More Filters** to explore other options. You can choose to see schools only in a certain borough from here.



Learn about Schools

Click on the name of a school to read more about it.

Location and Distance from Home

Size and Schedule
School Performance

Academics

Activities

Accessibility

Franklin Delano Roosevelt High School

1.4 Miles 9 to 12

5800 20 Avenue, Brooklyn, NY, 11204

fdrhs.org
MKatz10@schools.nyc.gov
718-621-8800

Subway
F to Bay Parkway-22nd Ave; N to 20th Ave

Bus
B11, B6, B8, B9

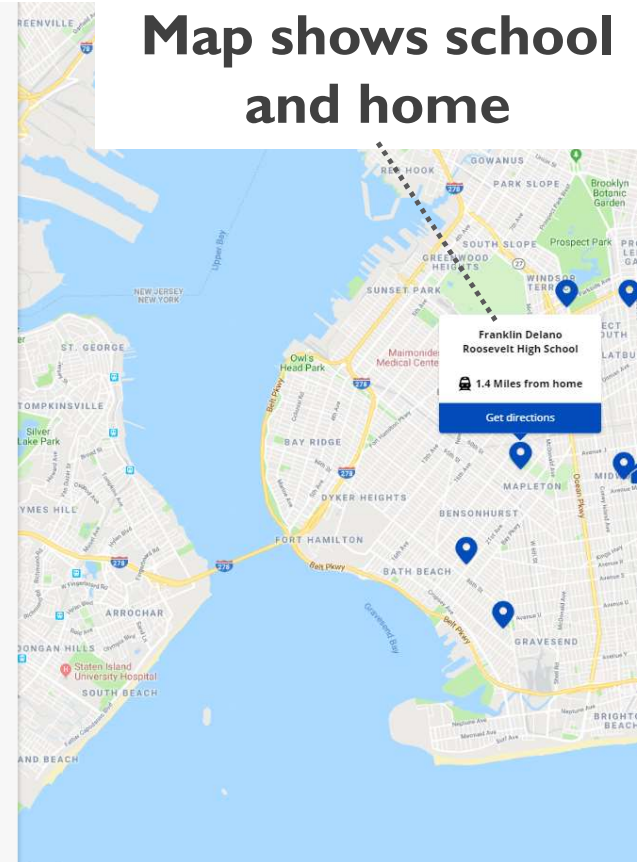
9 to 12
3061
8:50am - 3:26pm

Overview

Democracy cannot succeed unless those who express their choice are prepared to choose wisely. "The real safeguard of democracy, therefore, is education." -Franklin Delano Roosevelt. Our vision is to provide the best education and preparation for college and career to every student who walks into our building. We do this by supporting all learners, both academically and emotionally, while providing access to a wide variety of coursework and educational experiences. The FDR learning community celebrates the diversity within our family and works together to graduate young adults who will continue to serve the greater community. FDR High School: Brooklyn's Bridge To Your Future.

- + Performance
- + Academics
- + Activities
- + Other Features
- + Accessibility

Map shows school and home



Other features

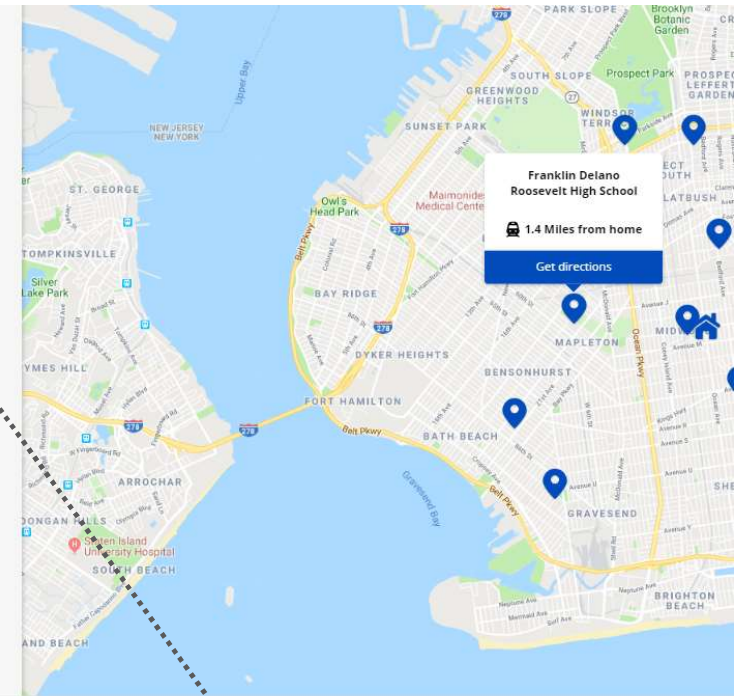
Types of Schools to Consider

- Performing and Visual Arts
- Career and Technical Education
- Schools for newly-arrived students who are learning English
- Performance Assessment Schools
- Early College
- Schools with grades 9 – 14
- Community Schools

Learn about Programs

- Programs are like “doorways” to get into the school.
- You will list programs on your child’s high school application.
- Some schools have one program. Some schools have many programs. Each program is a choice on your application.
- Click on the name of a program to read more about the program.

☆	Dual Language Chinese
☆	FRANKLIN DELANO ROOSEVELT HIGH SCHOOL ACES 15:1 PROGRAM
☆	STEAM-Environmental Studies
☆	STEAM-Multimedia Design
☆	STEAM-Performing Arts
☆	STEAM -Robotics/Programming
☆	STEAM-Science Research
☆	Technical Theater
☆	Zoned



Programs at a school

Learn More about Programs

Program name and description: read about the program to decide if it has what you want.

Eligibility: shows who can apply

Admissions Method: shows what students need to do to be considered for the program. This section also shows information needed to determine your child's chances of getting an offer.

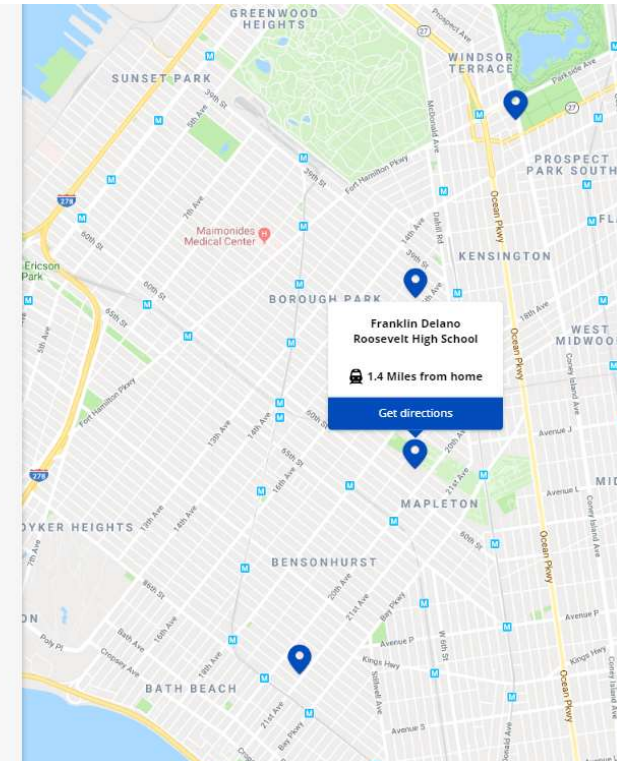
Additional Information: shows the program's interest area, and if there are 10th grade seats available

← Back to List

Franklin Delano Roosevelt High School ▾

🚗 1.4 Miles 📍 9 to 12

☆	Dual Language Chinese
☆	FRANKLIN DELANO ROOSEVELT HIGH SCHOOL ACES 15:1 PROGRAM
☆	STEAM-Environmental Studies Program Code: K16C This is an interdisciplinary program for students interested in understanding the natural and urban environment and environmental ethics through hands-on and project-based learning. Students will develop analytical and process skills that will prepare them for college and a career in environmental science and emerging green industries. In addition, students will explore the real-world use of hydroponics and the importance of green living. This culminates in a Capstone Project for Seniors.
	+ Eligibility Description
	+ ADMISSIONS METHOD Ed. Opt.
	+ Additional Information



Program Factors that Affect Your Chances of Getting an Offer

Admissions Method: Shows what students need to do to be considered for the program.

Priority Groups: Show the order in which applicants are considered for offers. Priority groups are different at different programs. Read this section to determine which priority group your child is in for each program.

Demand last year: The number of applicants and the number of seats show demand, or how popular a program was last year. More applicants per seat means a lower chance of getting an offer.

[← Back to List](#)

Brooklyn Academy of Science and the Environment (BASE) ▾

📍 ↗ 9 to 12

Science Exploration Program

Program Code: K41A
Integrated curriculum includes lab-based learning and hands-on experiences. Our program exposes students to a wide-range of science pathways including computer science, environmental justice, urban ecology, and anatomy and physiology. Includes real-world experiences such as job shadowing, mentoring, internships and paid job opportunities through our many partnerships. Selection criteria: Attendance (100-85%), Science grades (100-70), State ELA and Math exam scores (4-2).

ADMISSIONS METHOD
Ed. Opt.
Seats are reserved by ELA category (16% Low, 68% Mid, 16% High)
50% of offers to students ranked by school, 50% of offers are random

PRIORITY GROUPS

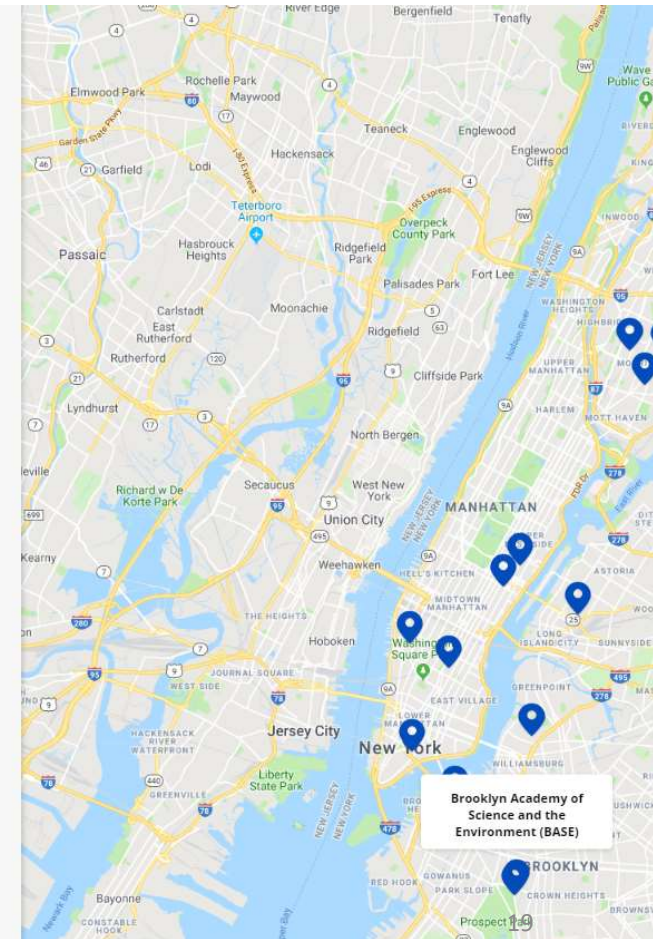
1. Priority to Brooklyn students or residents (97% of offers went to this group)
2. Then to New York City residents (3% of offers went to this group)

DEMAND LAST YEAR

General Education	
4 Applications Per Seat	89 Seats
362 Applicants	Not All Seats Filled

Students With Disabilities	
4 Applications Per Seat	19 Seats
71 Applicants	Not All Seats Filled

[+ Additional Information](#)



Program Factor: Admissions Methods

Show how each program selects students for offers, or what a student needs to do.

These programs DO NOT see applicant's school record

<p><u>ZONED</u></p> <ul style="list-style-type: none"> Based on home address 	<p><u>OPEN</u></p> <ul style="list-style-type: none"> Random selection 	<p><u>SCREENED FOR LANGUAGE</u></p> <ul style="list-style-type: none"> Based on students' English language skills and/or years in the country. 	<p><u>TEST</u></p> <ul style="list-style-type: none"> Offers are made based on score attained on the Specialized High Schools Admissions Test (SHSAT) only
--	--	--	--

These programs DO see applicant's school record

<p><u>SCREENED</u></p> <ul style="list-style-type: none"> Rank students using seventh grade core course grades, attendance, and state test scores. Additional requirements possible, such as portfolios or interviews. 	<p><u>AUDITION</u></p> <ul style="list-style-type: none"> Same as Screened, but require an audition. Some auditions require registration. 	<p><u>EDUCATIONAL OPTION</u></p> <p>Seats reserved for students with high, medium, and low NY State ELA scores.</p> <ul style="list-style-type: none"> Half of seats filled by students who were ranked by the school. Half of seats filled through random selection.
---	---	--

Programs with Screened and Audition Admissions Methods

School staff evaluate applicants for admission to these programs, and assign a ranking number to applicants based on that evaluation.

Selection Criteria show the information used to evaluate applicants for admission. Different programs use different criteria.

The **ranges** next to the selection criteria are the academic ranges of students who received an offer last year. This shows how a student compares to other applicants.

Audition programs: Starting in September, there will be a link to see audition dates for each audition program in MySchools.

Example:

SELECTION CRITERIA

As a screened program the school also considers factors:

- Course Grades: Average (90-100)
- Standardized Test Scores:
Average (3.3-4.5)
- Portfolio of Student Work

What makes a **balanced** application?

12 programs

Not just high-demand programs

Mix of admissions methods

Your child is in the first priority group for some programs

*Only apply to programs that you **want** your child to attend*

Program Choices on the Application

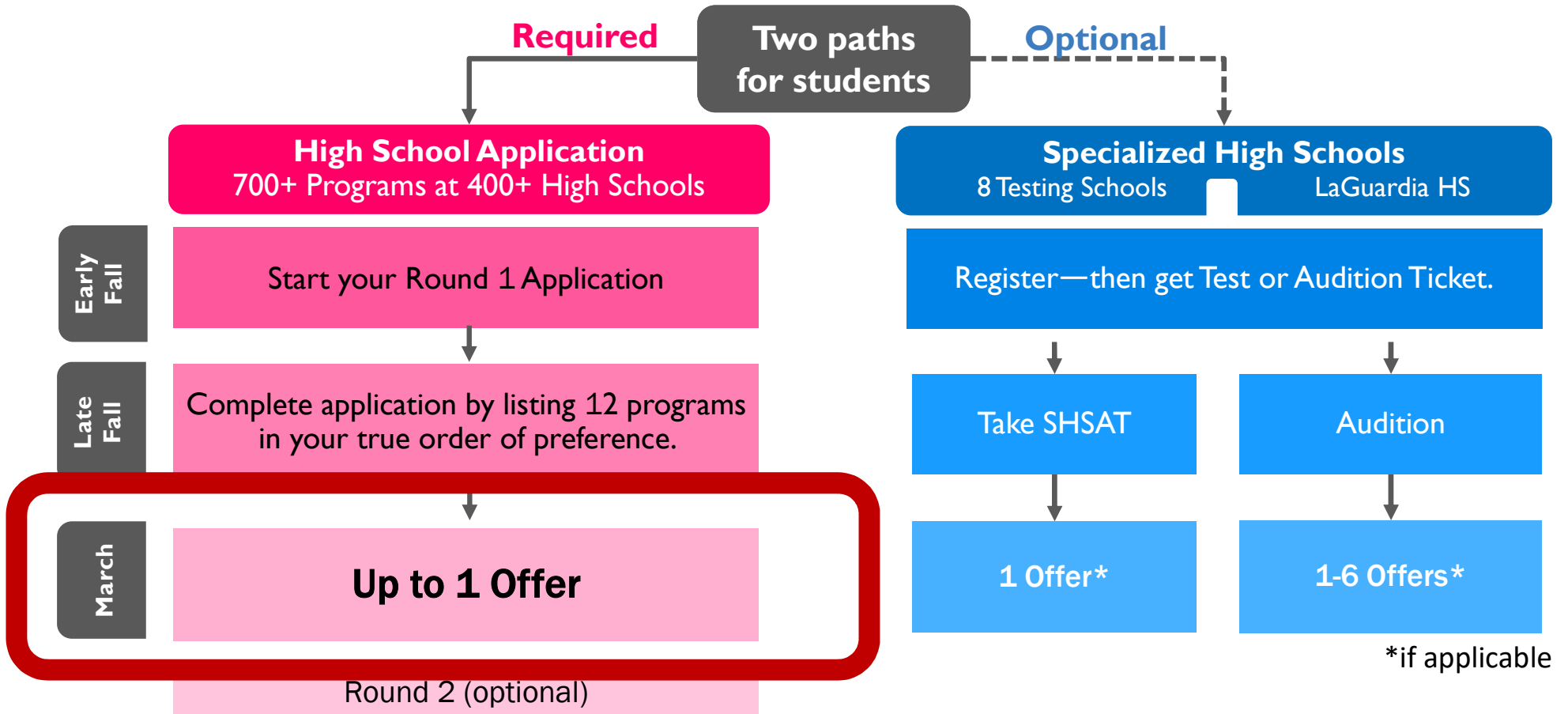
98% of students who listed 12 programs received an offer to a choice on their application in Round 1 this year.

- If you list 12 programs, you will have a better chance of getting an offer from one of your choices.

List programs in your **true order of preference**, starting with your top choice.

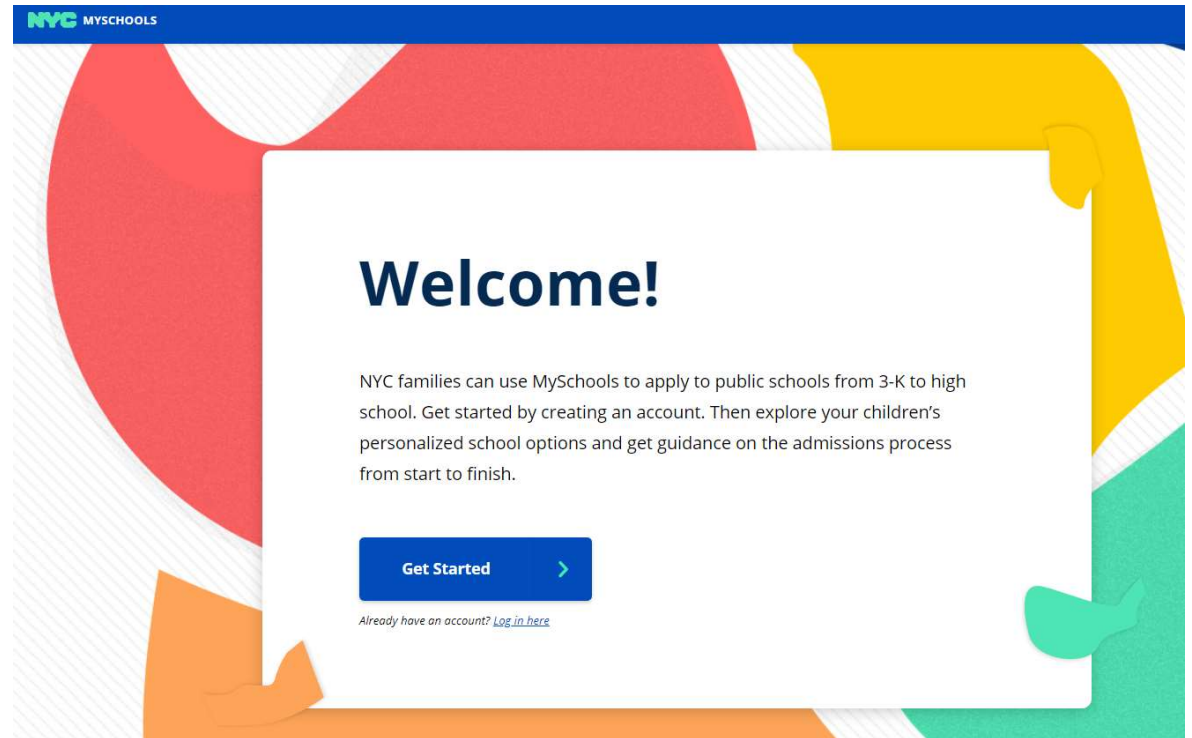
- Students are considered for offers in the order of the programs on their application.
- If you don't get into your first choice, then you are considered for the next choice. It's as though the next choice is your new first choice.
- **High schools cannot see the order of programs on your child's application.**

Getting an Offer



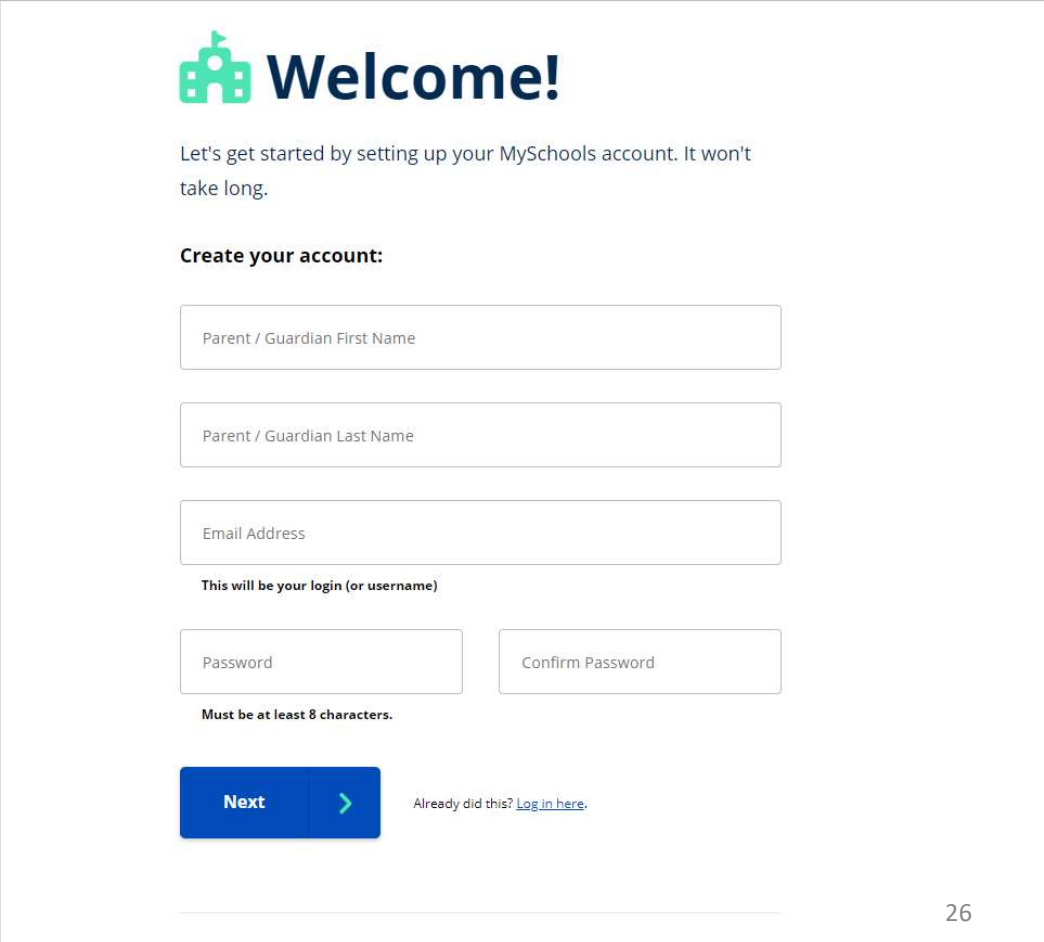
Create an Account in MySchools

- Go to **MySchools.nyc**
- Click on **Get Started**



Create an Account in MySchools

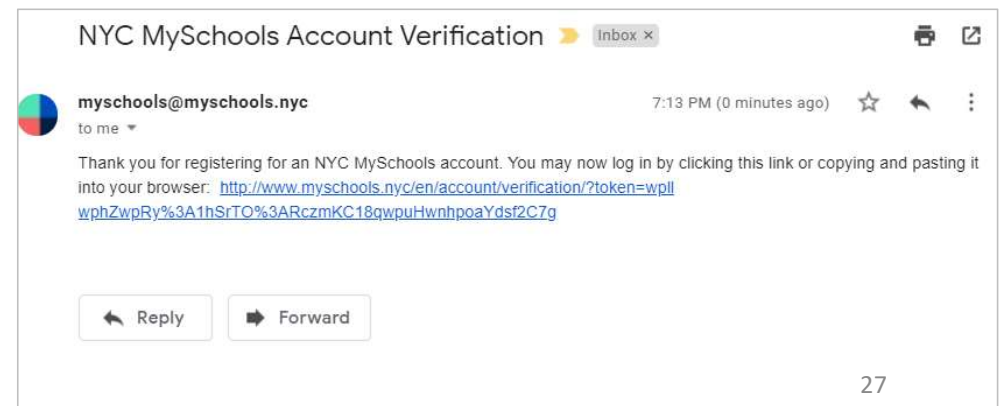
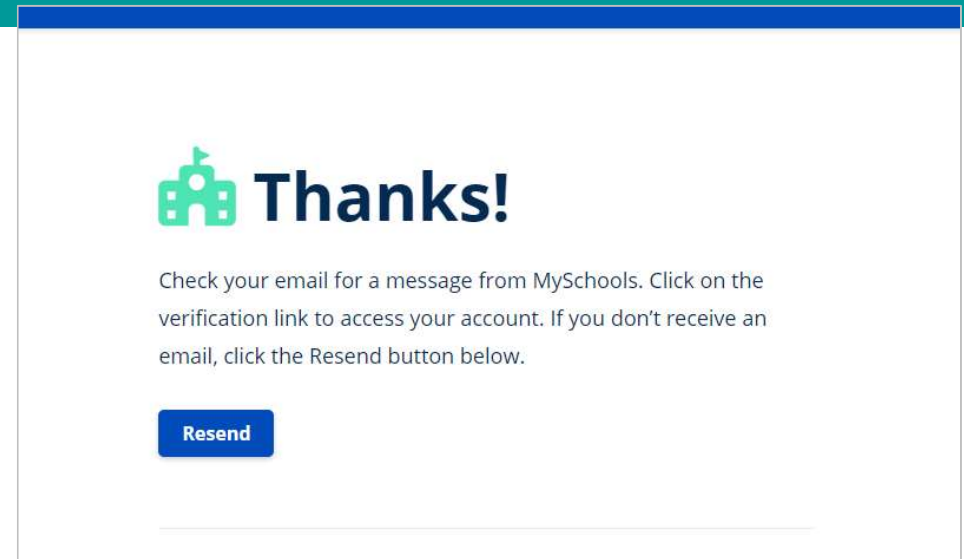
- Type your **name**
- Type your **email address**
- Choose your MySchools **password**. Type your password twice.
- Click the **Next** button



The screenshot shows the MySchools account creation interface. At the top left is a green school building icon. To its right is the heading "Welcome!". Below this is a sub-heading "Let's get started by setting up your MySchools account. It won't take long." followed by the instruction "Create your account:". The form consists of several input fields: "Parent / Guardian First Name", "Parent / Guardian Last Name", "Email Address", "Password", and "Confirm Password". A note below the email field states "This will be your login (or username)". Below the password fields, a requirement "Must be at least 8 characters." is shown. At the bottom left is a blue "Next" button with a right-pointing arrow. To its right is a link: "Already did this? [Log in here.](#)".

Create an Account in MySchools

- Next you see instructions to check your email.
- This means MySchools sent you an email message. You must open that email message in order to continue. Log into your email account and open the email from MySchools. Click the link in that email.



Create an Account in MySchools

- Type your **phone number**
- Type your **mailing address**:
 - Your address must be a New York City address.
 - Remember, students who do not live in New York City cannot participate in High School Admissions.
- Choose your **preferred language**
- Click the **Submit** button

Welcome, Test!

We have just a few more questions. All fields are required unless marked as optional.

1 Test Test
sjdaunt@gmail.com

2 Contact Info

What is the best phone number where we can reach you?

(555) 555-5555

Secondary phone number:

(555) 555-5555 (optional)

3 Mailing Address

I am in temporary housing.*

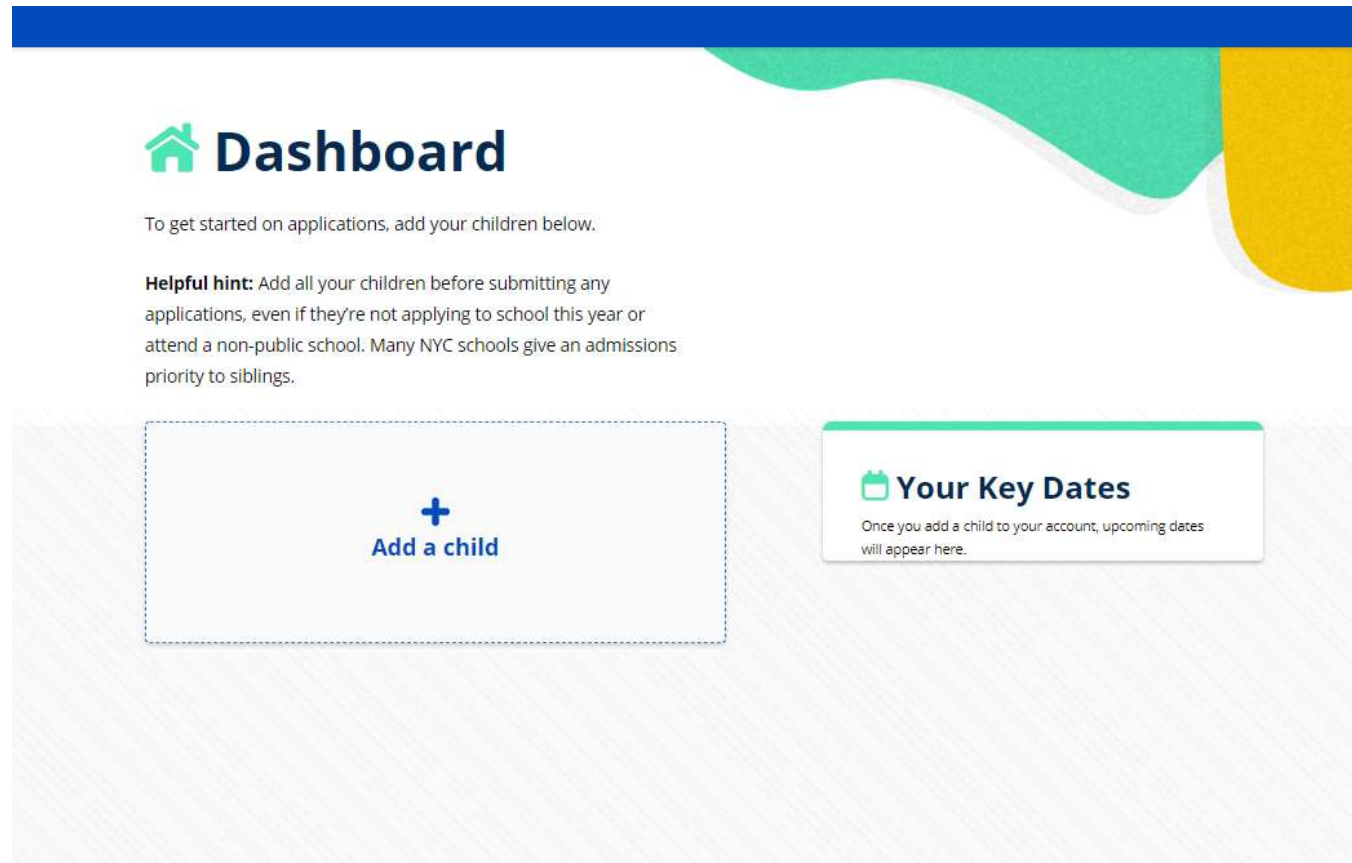
Where do you receive mail?

Street address or P.O. box

Apartment, suite, unit, building floor, etc. (optional)

Create an Account in MySchools

- When you see the **Dashboard**, you have finished creating an account in MySchools.
- In September of your child's 8th grade year, you'll get a Welcome Letter. After that you can click on **Add a child** to add your child to your account.



Welcome Letters are sent in September

- In September, the Office of Student Enrollment sends a printed Welcome Letter to each public school 8th grade student at their home address.
- School counselors can also provide you with this letter.
- Students who attend a private or parochial school can get their letter from their current school counselor or at a Family Welcome Center.
- Your child's **Welcome Letter** includes important information:
 - Account creation code
 - Instructions for getting started in MySchools
- After that, you can add your child in **MySchools** and start your application.

Next Steps: Spring and Summer

Explore Schools and Programs

- Explore schools and programs in **MySchools (MySchools.nyc)**.
- Find 20 – 30 programs that interest you.

Attend Events

- High School Events Calendar | schools.nyc.gov/High
- Family Workshops:
 - Bronx on June 18**
 - Brooklyn on June 12**
 - Manhattan on June 5**
 - Queens on June 20**
 - Staten Island on June 20**

Next Steps: Early Fall

Start Your Child's Application

- Create an account in **MySchools (MySchools.nyc)** and add your child. You will receive instructions in the mail and from your school counselor.
- Register for the SHSAT and/or LaGuardia auditions in **MySchools (MySchools.nyc)**.

Attend Events

- High School Events Calendar | schools.nyc.gov/High
- High School Fairs:
 - September 21 and 22** in each borough
 - October 5 and 6** in each borough, except Staten Island
- Visit schools
- Attend any auditions or program-specific assessments

Next Steps: Late Fall

- Take the SHSAT and/or audition for LaGuardia High School (optional)
- Complete any auditions or program-specific assessments for any programs your child will be applying to.
- Submit your child's high school application in **MySchools (MySchools.nyc) by December 2**

Resources

MySchools is the online directory and application | **MySchools.nyc**

High Schools Email List | **schools.nyc.gov/Connect**

High School events calendar, videos, and more | **schools.nyc.gov/High**

Contact [insert your name]

[Insert your email address] | **[Insert your phone number]**