

CEC 3

SUPERINTENDENT'S REPORT *Superintendent Kamar Samuels*

JULY 15, 2025

AGENDA

Wrapping up 2024-2025
June events
Working Groups
Attendance
Math, June Algebra
Regents

CEC Goals 2025-2026



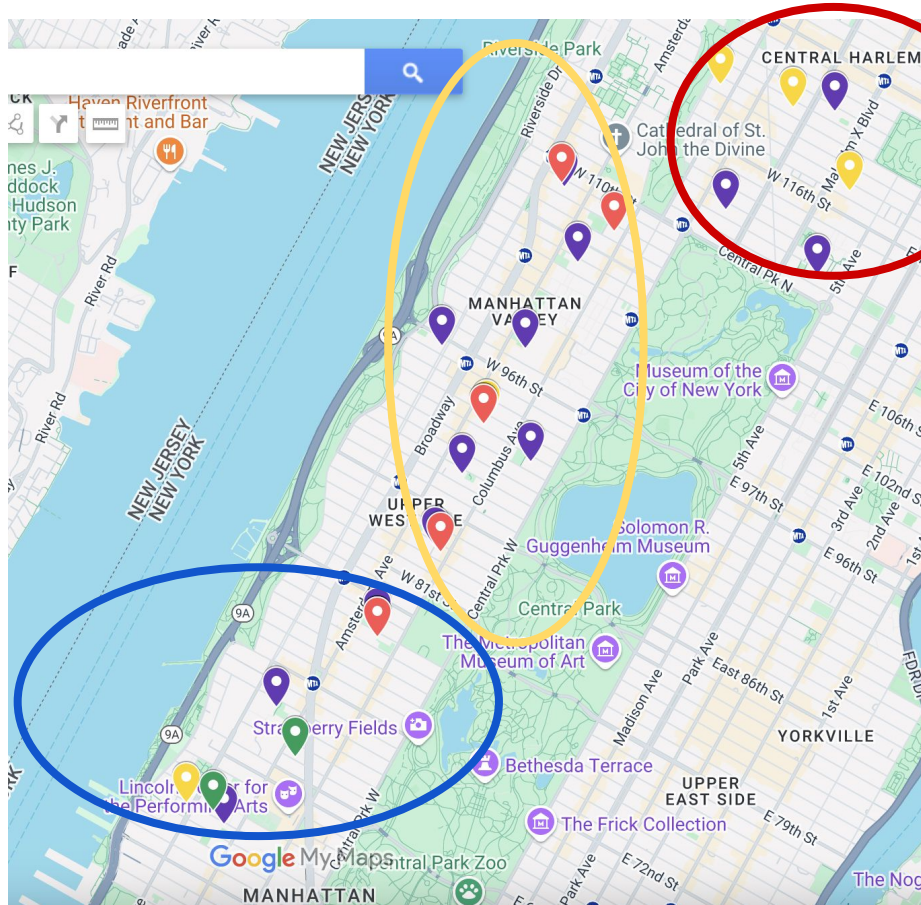
ROBOTICS ExPO



D3 CIVICS SHARE FAIR



WORKING GROUPS: ALL ESTABLISHED!



HARLEM WORKING GROUP (6)

June 2023

PS/IS 076, 149, 180

PS 185, 241, 242

+862

MID DISTRICT WORKING GROUP (13)

January 2025

PS/IS 333

MS 054, 243, 256, 258, 421

PS 009, 075, 084, 145, 163, 165, 166

SOUTHERN DISTRICT WORKING GROUP (9)

June 2025

PS/IS 191, 334

MS 245, 247

PS 087, 199, 452

M291, M859



WORKING GROUPS: ALL ESTABLISHED!

HARLEM WORKING GROUP

- Harlem Proposals leading to 6-12 Mott Hall II
- Renaissance Collective

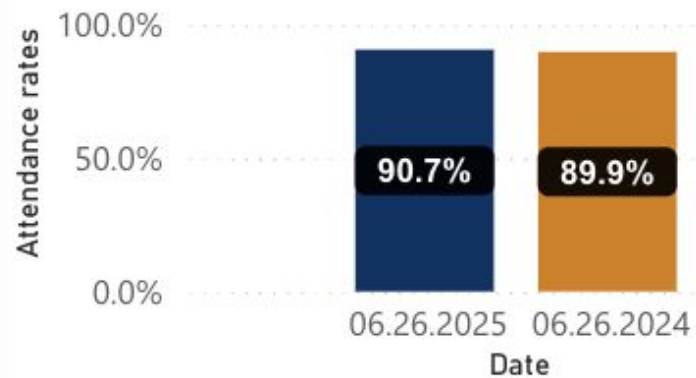
MID-DISTRICT WORKING GROUP

- Class Size Mandates
- Rigor
- MS and ES enrollment

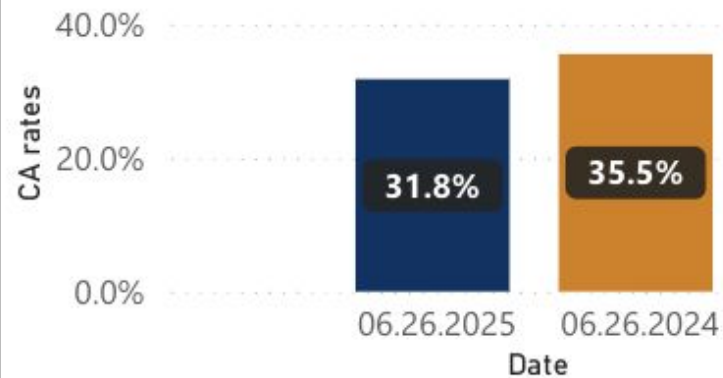
SOUTHERN DISTRICT WORKING GROUP

- Class Size Mandates
- Pre-K/ 3K programs
- MS and ES enrollment

Districtwide Attendance

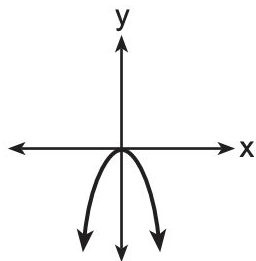


Districtwide CA

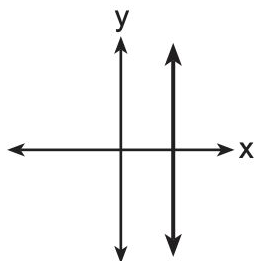


ATTENDANCE, 2024-2025

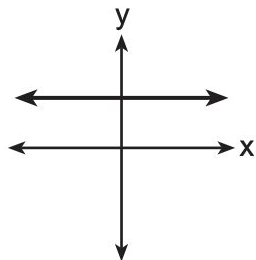
19 Four graphs are shown below.



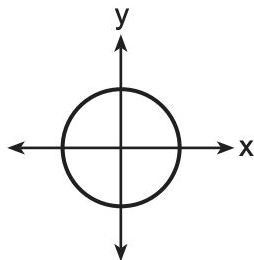
A



C



B



D

Overall, the D3 average was better than the citywide average on the June 2025 Algebra Regents, 71.8 v64.

For D3 as a whole, this is the question that had the fewest number of students answer correctly.

Which of the graphs represent(s) a function?

(1) A, only

(3) A, B, and C, only

(2) A and B, only

(4) A, B, C, and D

1 The expression $\frac{10}{\sqrt{2}}$ is equivalent to

(1) 5

(3) $5\sqrt{2}$

(2) 20

(4) $10\sqrt{2}$

Overall, the D3 average was better than the citywide average on the June 2025 Algebra Regents, 71.8 v64.

This is the question where the D3 average was the same as the citywide average (otherwise, D3 did better on average on every question compared to the city).

D3 2025-2026 DCEP GOALS

DISTRICT GOALS & PRIORITIES

PRIORITY 1

All students
learn to read
well.

PRIORITY 2

All students
are physically
and
emotionally
safe.

PRIORITY 3

All students
have a
high-quality
academic
experience.

PRIORITY 4

All students
graduate
college and
career ready.

Moving Forward with Urgency

4 Priorities:

- MTSS for literacy
 - Foundational literacy
 - Intervention
 - 2nd Year W&W Implementation
- Transdisciplinary Work
- Math Engagement
- Compliance to Class Size Law

District 3 DCEP Goals



Priority 1: All students learn to read well (includes)

- By June 2026, **72%** of District 3 students in grades K-2 will demonstrate “typical or better progress on Acadience Reading.” (5% increase)
- By June 2026, **60%** of District 3 students in grades 3-8 will demonstrate “typical or better progress on iReady Reading.” (8% increase)
- By June 2026, **50%** of District 3 elementary and middle school students in grades 3-8 will meet English Language Proficiency Progress as measured by the New York State English Language Achievement Test (NYSESLAT).

District 3 DCEP Goals



Priority 2: All students are physically and emotionally safe (includes)

- By June 2026, the number of reported **Level 4 + Level 5 incidents** in OSYD will be reduced to **570**. (2024-2025 baseline: 666)

District 3 DCEP Goals



Priority 3: All students have a high-quality academic experience (includes)

- By June 2026, the percentage of middle school students demonstrating proficiency on the Algebra 1 Regents exam will increase from the current baseline of 72% to **77%**, as measured by the NYS Algebra 1 Regents examination.
- By June 2026, the percentage of K-12 students demonstrating proficiency on i-Ready Math assessments will increase from the current baseline of 50.2% to 65%.


District 3 DCEP Goals



Priority 4: All students graduate college and career ready (includes)

- By June 2026, **96%** of students in the district will be enrolled in an advanced course.
- By June 2026, 28 schools in the district will have participated in the Civics For All program, implementing Civics and Soapbox lessons across one grade level.
- By June 2026, **77%** of 8th graders will pass the Algebra Regents.

D3/ CEC3 COLLABORATION



- Opportunities for Learning Walks for CEC Liaisons at their schools
- Weekly check-ins with CEC3 presidents
- Learning Opportunities

D3 TEAM MEMBERS

Kamar Samuels,
Superintendent



Mariela Graham,
Deputy
Superintendent




Daphna Gutman,
Executive Director
of School Support
& Operations



Novella Bailey
Special Projects
& Initiatives, Lead



Anthony Johnson,
Office of Policy
& Evaluation
Lead



Monica Klehr,
Multilingual
Learner
Administrator
(f-status)



Pedro Rivera,
District
Attendance
Manager



Kara Studwell,
Administrator of
Special
Education



Dena Zamore,
Student Services
Manager



Tracy McClaire
Family
Leadership
Coordinator



Cindy Casseus,
Instructional
Coach



Cheryl Irwin,
Instructional
Coach



Ann Nichols,
Instructional
Coach



Marissa Schoenfeld,
Instructional
Coach



XXX,
Instructional
Coach

Christina Brown,
ELA Implementation
Specialist



Sonia Feliciano,
Instructional Coach



Todd Feltman,
Instructional
Coach



Patricia Lysius,
Family Support
Coordinator



XXX,
Instructional
Coach